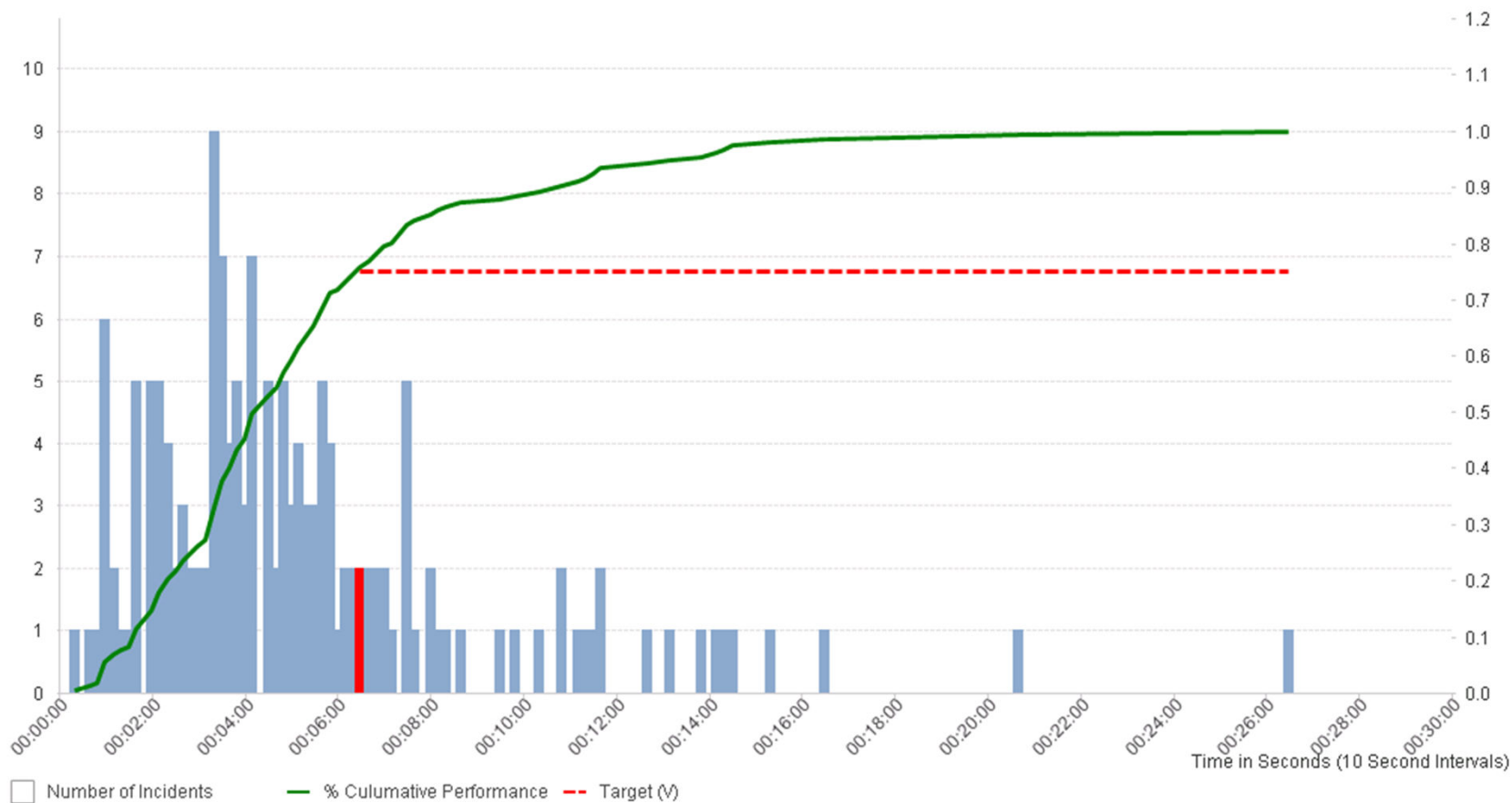




## Oxfordshire CCG – Red 1 – April 2014

75% @ 00:06:33 - Achieved by 14 Red1-8min Incidents | Long Waits Over 30 Mins: 0 | Total Incidents: 157



Get involved

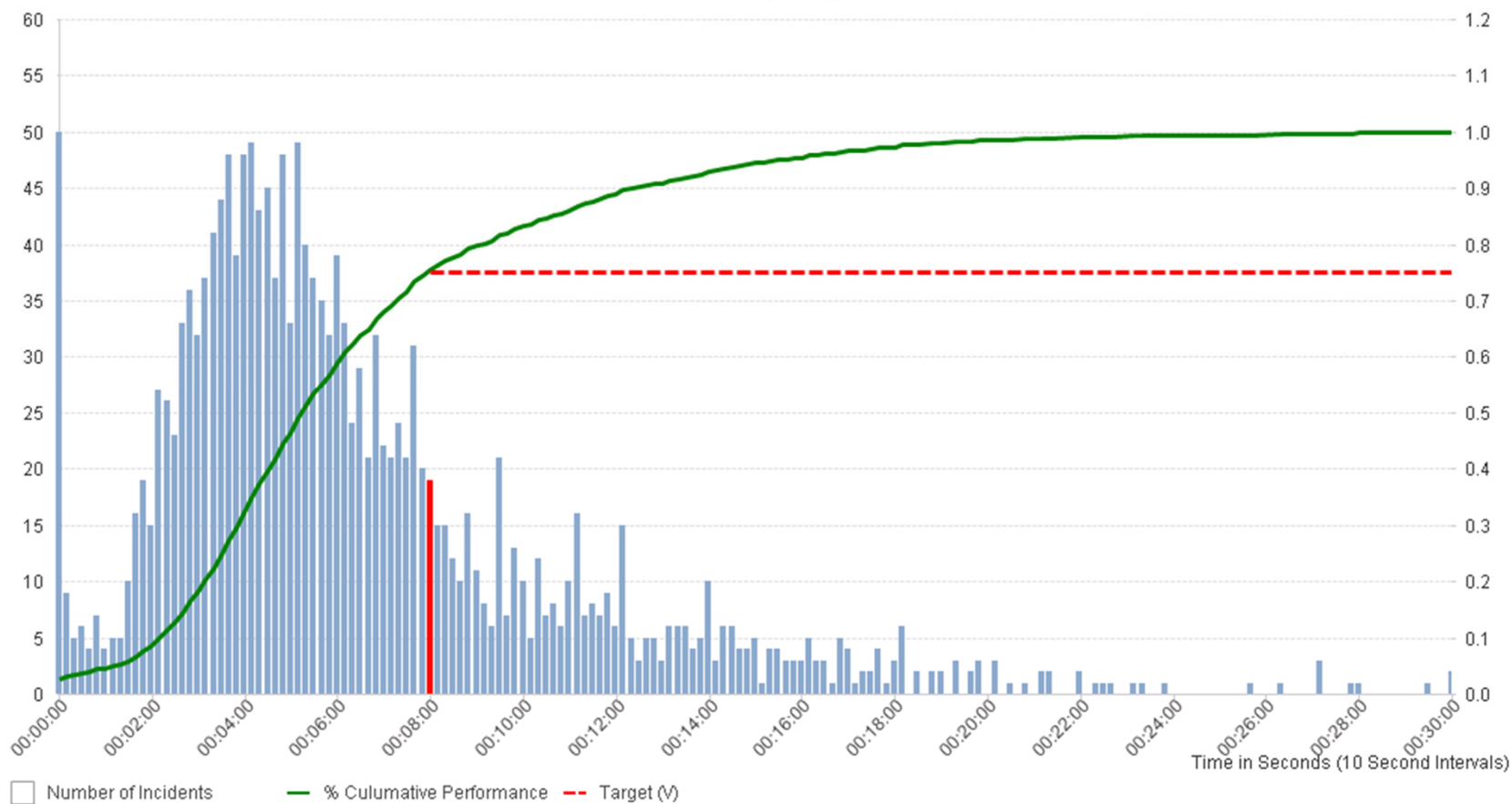


# South Central Ambulance Service

## Oxfordshire CCG – Red 2 – April 2014

NHS Foundation Trust

75% @ 00:08:04 - Missed by 10 Red2-8min Incidents | Long Waits Over 30 Mins: 2 | Total Incidents: 1818



*Get involved*



## Oxfordshire CCG – Long waits over 30 minutes – April 2014

### Red 1 Incidents over 30 Minutes

Incident Number	Duration	CCG Name
-----------------	----------	----------

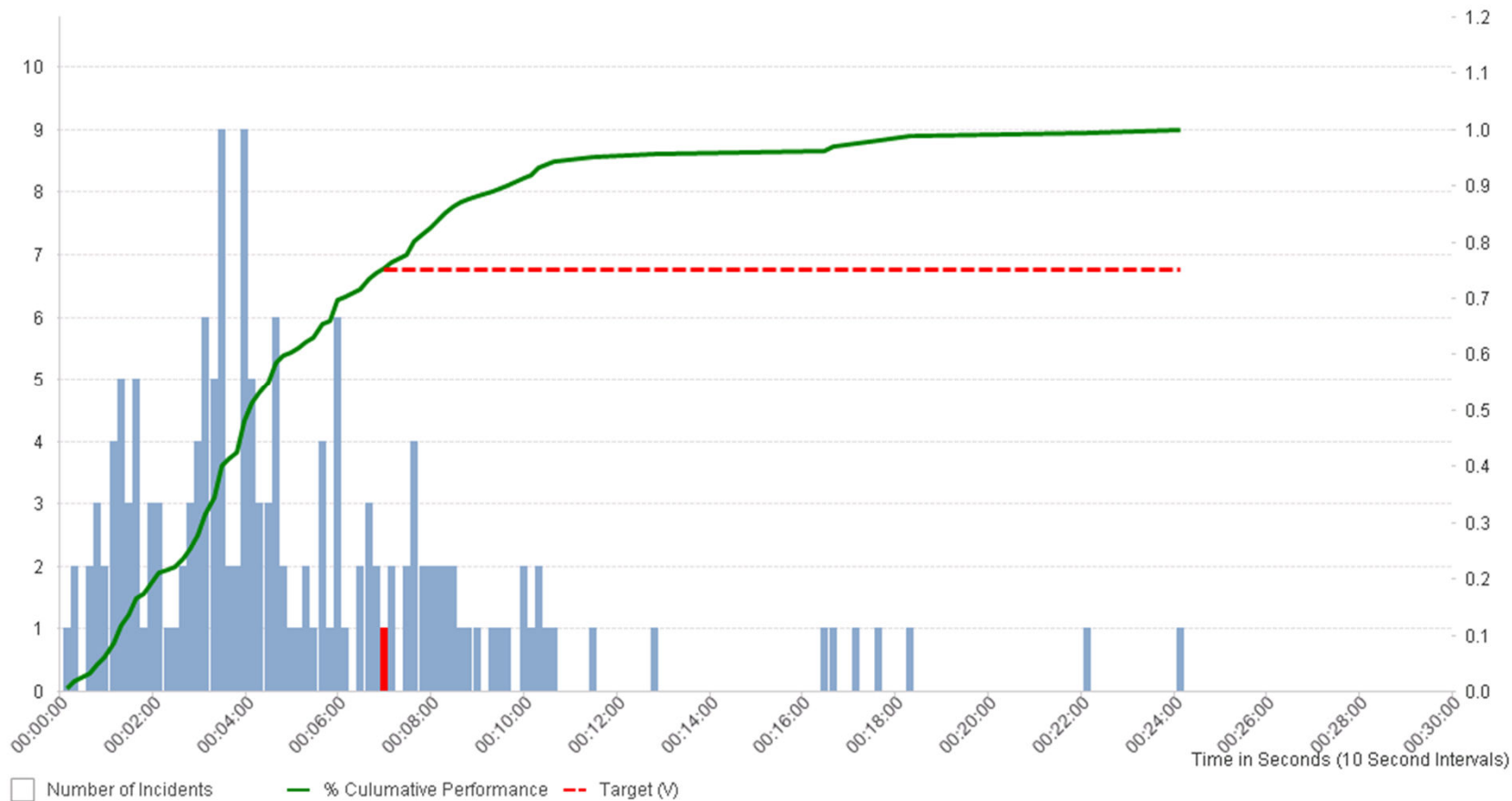
### Red 2 Incidents over 30 Minutes

Incident Number	Duration	CCG Name
S1404051185	0:30:06	Oxfordshire CCG
S1404271714	0:31:51	Oxfordshire CCG



## Oxfordshire CCG – Red 1 – May 2014


75% @ 00:07:04 - Achieved by 10 Red1-8min Incidents | Long Waits Over 30 Mins: 0 | Total Incidents: 162



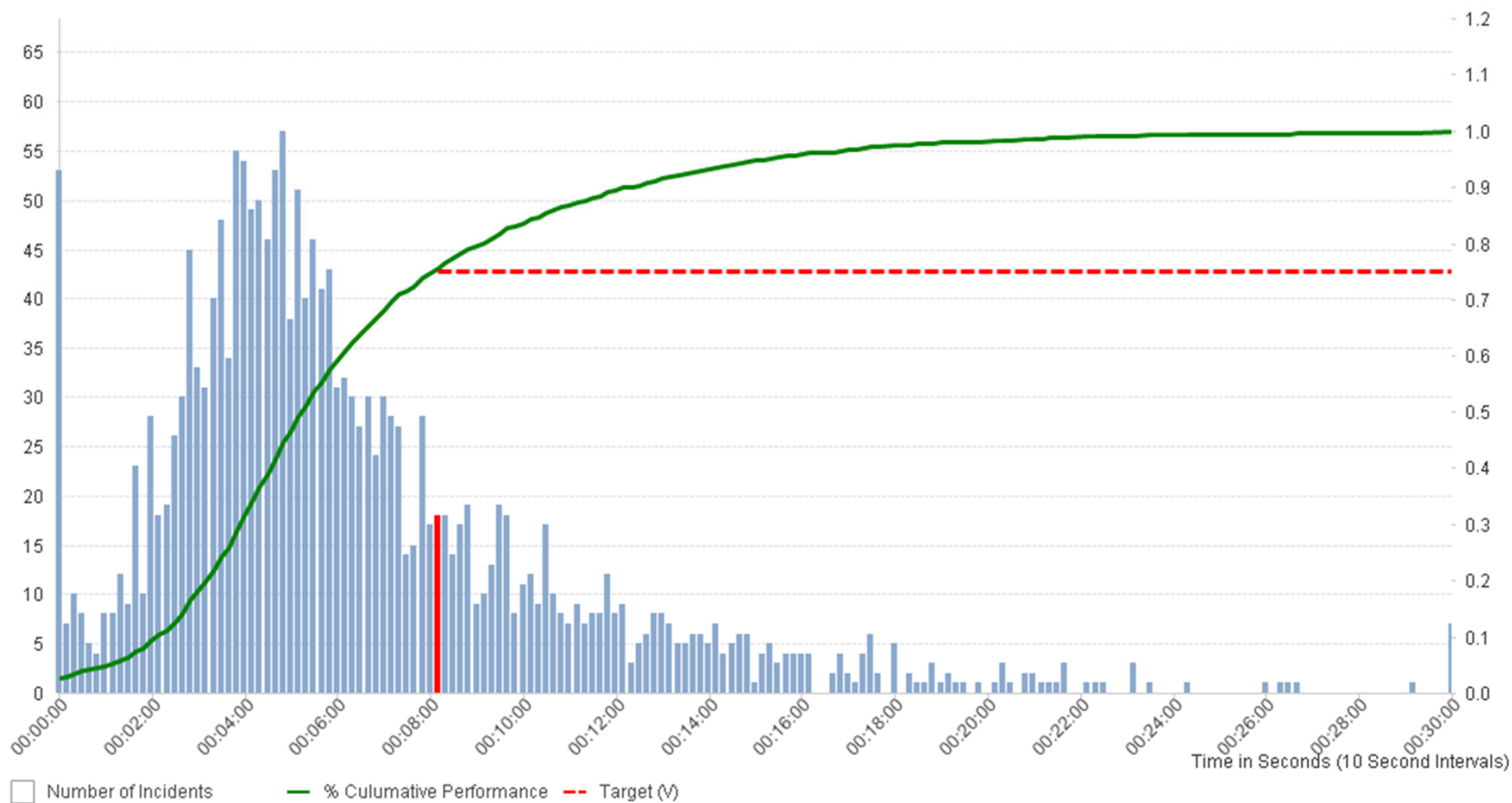
Get involved



# South Central Ambulance Service

Oxfordshire CCG – Red 2 – May 2014 

75% @ 00:08:11 - Missed by 21 Red2-8min Incidents | Long Waits Over 30 Mins: 7 | Total Incidents: 1958



*Get involved*



South Central Ambulance Service **NHS**

NHS Foundation Trust

## Oxfordshire CCG – Long waits over 30 minutes – May 2014

### Red 1 Incidents over 30 Minutes

Incident Number	Duration	CCG Name
-----------------	----------	----------

### Red 2 Incidents over 30 Minutes

Incident Number	Duration	CCG Name
-----------------	----------	----------

S1405050725	0:31:39	Oxfordshire CCG
S1405111234	0:53:59	Oxfordshire CCG
S1405121197	0:33:22	Oxfordshire CCG
S1405160528	0:34:20	Oxfordshire CCG
S1405211529	0:41:58	Oxfordshire CCG
S1405290063	0:39:36	Oxfordshire CCG
S1405291047	0:31:39	Oxfordshire CCG

*not involved*

South Central Ambulance Service **NHS**  
NHS Foundation Trust